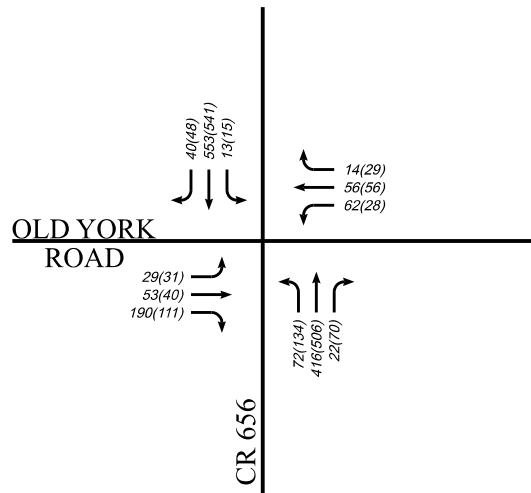


Florence Columbus Road (CR 656) & Old York Road (CR 660) Count Comparison (2021 vs. 2022)

	August 2022 TPD Counts	% Difference from Adjusted Counts	% Difference from Original Counts	April 2022 TPD Counts	% Difference from Adjusted Counts	% Difference from Original Counts	Adjusted Original TPD Counts *	Original TPD Counts
	Thu. 8/4/2022			Tue. 4/12/2022			Tue. 9/28/2021	Tue. 9/28/2021
AM Peak	1324	-14.00%	-12.90%	1539	0.00%	1.25%	1539	1520
PM Peak	1654	1.53%	2.80%	1635	0.03%	1.62%	1629	1609

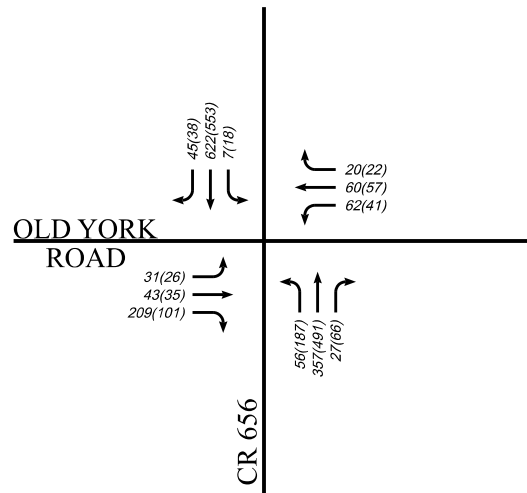
*= Adjusted 2021 counts to account for one year of background growth @1.25% per NJDOT Growth Rate Data

SEPTEMBER 28, 2021



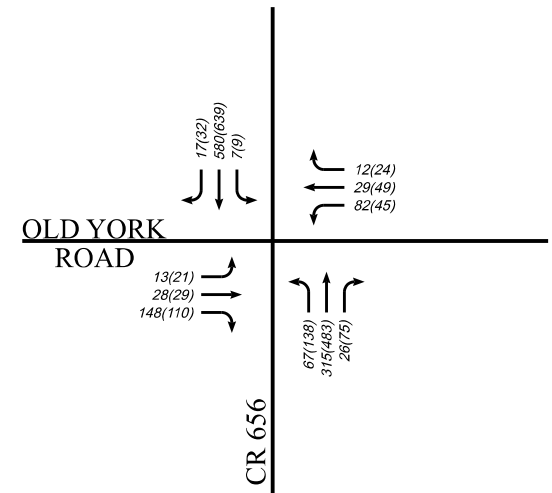
TOTAL INTERSECTION VOLUME = 1520(1609)

APRIL 12, 2022




TOTAL INTERSECTION VOLUME = 1539(1635)

AUGUST 4, 2022



TOTAL INTERSECTION VOLUME = 1324(1654)

KEY:
SCHEMATIC DRAWING: NOT TO SCALE
AM PEAK(P.M. PEAK)



TRAFFIC PLANNING AND DESIGN, INC.
www.TrafficPD.com | 1.877.873.9739 | TPD@TrafficPD.com

FIGURE

PEAK HOUR COUNT COMPARISON
 CR 656 & OLD YORK ROAD